




World School Milk Day 2025!

Dairy Gives You Go!
For strong bones and moves!

Grade 6 - Chalk adventure map


Instructions:

1. **Draw a large loop with the chalk:** This is the "path" of your chalk game.
2. **Section off the inside of the loop:** These will be the "steps" inside the game for the learners to hop along and win the game.
3. **Add colour or pictures to some blocks:** It's easier for kid's eyes to see which section they need to jump to when you add different colours.
4. **Add in extra directions:** The loop will have 12 blocks in total. The following can be included as examples.



What you will need:

- **Chalk** to draw on the pavement.
- **Dice** (Tip: make the giant dice out of an old milk or amasi box see: Milk carton box dice)



www.dairykids.co.za

Initiative by the Consumer Education Project of Milk SA



basic education
Department:
Basic Education
REPUBLIC OF SOUTH AFRICA










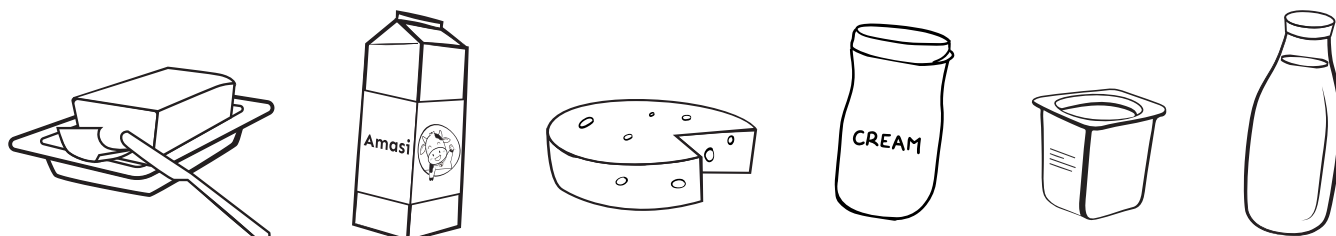


World School Milk Day 2025!

Dairy Gives You Go!
For strong bones and moves!

Example of the game guide:

Questions blocks	Pitfall blocks	Action blocks
<p>Question marks are drawn on the ground to show these question blocks</p> 	<p>Easy symbols are drawn on the ground to show these pitfalls.</p> 	<p>Easy letters are drawn on the ground to show these actions block.</p> 
<ol style="list-style-type: none"> 1. What should we do before cooking or handling food? (Wash our hands). 2. What could happen if you use the same knife to cut raw chicken and then cut vegetables? 3. Why should we store milk, meat, and eggs in the fridge? 4. What are some symptoms people might get after eating contaminated food? 	<ol style="list-style-type: none"> 1. "Cross-contamination" Go back one space  2. "Fridge fail!" Miss one turn!  3. "Unwashed hands hazard!" Go back to the start  4. "Expired ingredients alert!" Go back three spaces  	<ol style="list-style-type: none"> 1. "Balance like a pro!" "B" Stand on one leg with your arms out ten seconds. 2. "Germ buster challenge!" "G" Pretend to wash your hands properly for twenty seconds while singing part of a song (e.g., "Happy Birthday" once). 3. "Quick swipes" "Q" Move from side to side six times. 4. "Kitchen dash!" "K" Do five star jumps



www.dairykids.co.za

Initiative by the Consumer Education Project of Milk SA



basic education
Department:
Basic Education
REPUBLIC OF SOUTH AFRICA

