




World School Milk Day 2025!

Dairy Gives You Go!
For strong bones and moves!

Grade R - Chalk adventure map

Instructions:

1. **Draw a large loop with the chalk:** This is the "path" of your chalk game.
2. **Section off the inside of the loop:** These will be the "steps" inside the game for the learners to hop along and win the game.
3. **Add colour or pictures to some blocks:** It's easier for kid's eyes to see which section they need to jump to when you add different colours.
4. **Add in extra directions:** The loop will have 12 blocks in total. The following can be included as examples.



What you will need:

- **Chalk** to draw on the pavement.
- **Dice** (Tip: make the giant dice out of an old milk or amasi box see: Milk carton box dice)



www.dairykids.co.za

Initiative by the Consumer Education Project of Milk SA



basic education
Department:
Basic Education
REPUBLIC OF SOUTH AFRICA











World School Milk Day 2025!

Dairy Gives You Go!
For strong bones and moves!

Example of the game guide:

Questions blocks	Pitfall blocks	Action blocks
<p>Question marks are drawn on the ground to show these question blocks</p> 	<p>Easy symbols are drawn on the ground to show these pitfalls.</p> 	<p>Easy letters are drawn on the ground to show these actions block.</p> <p>P</p>
<p>E.g: Topic dairy: shown by four blocks with a question mark.</p> <p>See questions below:</p>	<p>Shown by four blocks with a sign on it.</p> <p><i>Educator to instruct the learners what each sign represents .</i></p>	<p>Shown by four blocks with a "Letter" on it.</p> <p><i>Educator to instruct the learners what each sign represents</i></p>
<ol style="list-style-type: none"> 1. What animal gives us milk? 2. What do we call a baby cow? 3. What can we make from milk? 4. What do we need to make butter? 	<ol style="list-style-type: none"> 1. "Spilled the milk!" <i>Uh-oh! You spilled a whole bucket of milk.</i> Go back 2 spaces.  2. "Cow got loose!" <i>You left the gate open and now you're chasing a runaway cow!</i> Miss a turn.  3. "Butter too soft!" <i>Your butter melted in the sun. Time to churn again.</i> Go back to the start of the board.  4. "Chicken stampede!" <i>The chickens got out of the coop and are everywhere!</i> Sit out 1 turn.  	<ol style="list-style-type: none"> 1. "Piggy wiggle!" "P" Everyone joins in the wiggling! Wiggle for 5 seconds. 2. "One-leg chicken hop!" "O" Hop in place, on one leg. 3. "Cow balance!" "C" (Stand still like a cow statue with your eyes closed for 5 seconds.) If you wobble, try again! 4. "Gallop like a horse!" "H" Gallop on the spot like a fast horse, raise your knees high as you run on the spot.

www.dairykids.co.za

Initiative by the Consumer Education Project of Milk SA



basic education
Department:
Basic Education
REPUBLIC OF SOUTH AFRICA

